

 one  
more



ONE-MORE.INFO



**SKI COLLECTION**  
TECH DATA



# ZERO SL RACE LIMITED

CODE	<b>SKZER + 13 + ITAO + 157</b> <b>SKZER + 13 + ITAO + 166</b>
LENGTH (cm)	<b>157 - 166</b>
DIMENSIONS (mm)	<b>FIS</b>
RADIUS (m)	<b>12,5 - 13</b>
TUNING (°)	<b>87/0,5</b>
HARDNESS	<b>MEDIUM</b>
OPTION A	PLATE <b>13   SLPSLIGHT BLACK</b> 
	BINDING <b>BINS2ITA ITALIA   VPM412 SL</b> 
	WEIGHT (g)



+TARGET: **SL RACE**

+CHARACTERISTICS: **SPEEDY RACE TURNS**

+CONSTRUCTION: **SANDWICH**

+CORE: **WOOD**

+TOP FOIL: **DCT - DURABLE CRYSTAL TOP**





+MATERIAL SIDEWALL: **BLACK ABS**

+RUNNING BASE: **NANO HIGH SPEED**



# ZERO+ SL RACE ALPINE SKIS

\*CAN BE ORDERED ALSO WITHOUT PLATES AND BINDINGS

CODE	<b>SKZE+ + XX + 9005 + 157</b> <b>SKZE+ + XX + 9005 + 165</b>
LENGTH (cm)	<b>157 - 165</b>
DIMENSIONS (mm)	<b>FIS</b>
RADIUS (m)	<b>11 - 13</b>
TUNING (°)	<b>87/0,5</b>
HARDNESS	<b>MEDIUM</b>
OPTION A	PLATE <b>41   SLOCK INTRA BLACK 14-10</b> 
	BINDING <b>BINS4B BLACK   VPM614 SL</b> 
	WEIGHT (g)
OPTION B	PLATE <b>13   SLPSLIGHT BLACK</b> 
	BINDING <b>BINS2B BLACK   VPM412 SL</b> 
	WEIGHT (g)

+TARGET: **SL RACE**

+CHARACTERISTICS: **SPEEDY RACE TURNS**

+CONSTRUCTION: **SANDWICH**

+CORE: **WOOD**

+TOP FOIL: **DCT - DURABLECRYSTAL TOP**

+MATERIAL SIDEWALL: **BLACK ABS**





+RUNNING BASE: **NANO HIGH SPEED**





# UNO+ GS RACE ALPINE SKIS

\*CAN BE ORDERED ALSO WITHOUT PLATES AND BINDINGS

CODE	<b>SKUN+ + XX + 9027 + 166</b> <b>SKUN+ + XX + 9027 + 171</b> <b>SKUN+ + XX + 9027 + 176</b> <b>SKUN+ + XX + 9027 + 181</b> <b>SKUN+ + XX + 9027 + 186</b>
LENGTH (cm)	<b>166 - 171 - 176 - 181 - 186</b>
DIMENSIONS (mm)	<b>118 - 69 - 102</b> <b>117 - 68 - 102 (FOR LENGHT 166)</b>
RADIUS (m)	<b>13 - 14 - 16 - 18 - 20</b>
TUNING (°)	<b>87/0,75</b>
HARDNESS	<b>HARD</b>
OPTION A	PLATE <b>41   SLOCK INTRA BLACK 14-10</b> 
	BINDING <b>BINS4B BLACK   VPM614 SL</b> 
	WEIGHT (g)
OPTION B	PLATE <b>13   SLPSLIGHT BLACK</b> 
	BINDING <b>BINS2M B&amp;W   VPM412 SL</b> 
	WEIGHT (g)

+TARGET: **GS CARVE**

+CHARACTERISTICS: **SPORTY MID TURNS**

+CONSTRUCTION: **SANDWICH SEMICAP**

+CORE: **WOOD**

+TOP FOIL: **DCT - DURABLECRYSTAL TOP**

+MATERIAL SIDEWALL: **BLACK ABS**



+RUNNING BASE: **NANO HIGH SPEED**





# UNO - GS RACE CARVER

\*CAN BE ORDERED ALSO WITHOUT PLATES AND BINDINGS

CODE	<b>SKRAC + 04 + ITAO + 169</b> <b>SKRAC + 04 + ITAO + 173</b> <b>SKRAC + 04 + ITAO + 177</b>
LENGTH (cm)	<b>169 - 173 - 177</b>
DIMENSIONS (mm)	<b>114 - 69 - 99</b>
RADIUS (m)	<b>17 - 17,5 - 18</b>
TUNING (°)	<b>87/0,5</b>
HARDNESS	<b>MEDIUM</b>
OPTION A	PLATE <b>04   SLPSLIGHT WHITE</b> 
	BINDING <b>BINS2ITA ITALIA   VPM412 SL</b> 
	WEIGHT (g)



+TARGET: **GS RACE**

+CHARACTERISTICS: **SPEEDY MID TURNS**

+CONSTRUCTION: **SANDWICH**

+CORE: **WOOD**

+TOP FOIL: **DCT - DURABLE CRYSTAL TOP**





+MATERIAL SIDEWALL: **BLACK ABS**

+RUNNING BASE: **NANO HIGH SPEED**



# DUE FUN CARVE ALPINE SKIS

\*CAN BE ORDERED ALSO WITHOUT PLATES AND BINDINGS

CODE	<b>SKDUE + XX + 2004 + 166</b> <b>SKDUE + XX + 2004 + 173</b>
LENGTH (cm)	<b>166 - 173</b>
DIMENSIONS (mm)	<b>116 - 66 - 101</b>
RADIUS (m)	<b>13 - 15</b>
TUNING (°)	<b>88/0,5</b>
HARDNESS	<b>MEDIUM</b>
OPTION A	PLATE <b>14   SLPSLIGHT BLACK&amp;WHITE</b> 
	BINDING <b>BINS2M   VPM311 SL</b> 
	WEIGHT (g)
OPTION B	PLATE <b>27   SPEED SYSTEM BLACK&amp;WHITE</b> 
	BINDING <b>BINV1M B&amp;W   VSS311</b> 
	WEIGHT (g)

+TARGET: **FUN CARVE**

+CHARACTERISTICS: **SPORTY TURNS**

+CONSTRUCTION: **TRADITIONAL SANDWICH**

+CORE: **WOOD**

+TOP FOIL: **DCT - DURABLECRYSTAL TOP**

+MATERIAL SIDEWALL: **BLACK ABS**





+RUNNING BASE: **UHMW SINTERED GRAPHITE HIGHSPEED BLACK**





# TRE SL CARVE ALPINE SKIS

\*CAN BE ORDERED ALSO WITHOUT PLATES AND BINDINGS

CODE	<b>SKTRE + XX + 9025 + 155</b> <b>SKTRE + XX + 9025 + 160</b> <b>SKTRE + XX + 9025 + 165</b> <b>SKTRE + XX + 9025 + 170</b>
LENGTH (cm)	<b>155 - 160 - 165 - 170</b>
DIMENSIONS (mm)	<b>123 - 67 - 104</b>
RADIUS (m)	<b>11 - 12 - 13 - 14</b>
TUNING (°)	<b>87/0,5</b>
HARDNESS	<b>MEDIUM</b>
OPTION A	PLATE <b>13   SLPSLIGHT BLACK</b> 
	BINDING <b>BINS2B   VPM311 SL BLACK</b> 
	WEIGHT (g) <b>3050 (1/2 PAIR) (165)</b>
OPTION B	PLATE <b>21   SPEED SYSTEM BLACK</b> 
	BINDING <b>BINV1B   VSS311 BLACK</b> 
	WEIGHT (g) <b>2697 (1/2 PAIR) (165)</b>



+TARGET: **SL CARVE**

+CHARACTERISTICS: **EASY SHORT AND LONG TURNS**

+CONSTRUCTION: **SANDWICH COVERCAP**

+CORE: **WOOD**

+TOP FOIL: **DCT - DURABLECRYSTAL TOP**

+MATERIAL SIDEWALL: **BLACK ABS**


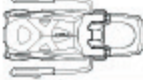

+RUNNING BASE: **UHMW SINTERED GRAPHITE HIGHSPEED BLACK**



# QUATTRO

## ALL MOUNTAIN ALPINE SKIS

\*CAN BE ORDERED ALSO WITHOUT PLATES AND BINDINGS

CODE	<b>SKQUA + XX + 9025 + 156</b> <b>SKQUA + XX + 9025 + 161</b> <b>SKQUA + XX + 9025 + 169</b> <b>SKQUA + XX + 9025 + 177</b>
LENGTH (cm)	<b>156 - 161 - 169 - 177</b>
DIMENSIONS (mm)	<b>123 - 71 - 105</b>
RADIUS (m)	<b>13 - 15 - 17 - 18</b>
TUNING (°)	<b>88/0,5</b>
HARDNESS	<b>SOFT</b>
OPTION A	PLATE <b>33   SPEEDCOM</b> 
	BINDING <b>BIN096   VSP311</b>  
	WEIGHT (g)

+TARGET: **ALL MOUNTAIN**

+CHARACTERISTICS: **SHORT AND LONG TURNS**

+CONSTRUCTION: **TRADITIONAL SANDWICH**

+CORE: **WOOD**

+TOP FOIL: **DCT - DURABLE CRYSTAL TOP**

+MATERIAL SIDEWALL: **BLACK ABS**



+RUNNING BASE: **UHMW SINTERED GRAPHITE HIGHSPEED BLACK**





# SEI ALL MOUNTAIN ALPINE SKIS

\*CAN BE ORDERED ALSO WITHOUT PLATES AND BINDINGS

CODE	<b>SKSEI + XX + 1004 + 146</b> <b>SKSEI + XX + 1004 + 151</b> <b>SKSEI + XX + 1004 + 156</b>
LENGTH (cm)	<b>146 - 151 - 156</b>
DIMENSIONS (mm)	<b>117 - 68 - 102</b>
RADIUS (m)	<b>9 - 10 - 11</b>
TUNING (°)	<b>88/1</b>
HARDNESS	<b>MEDIUM</b>
OPTION A	PLATE <b>25   SPEED SYSTEM WHITE</b> 
	BINDING <b>BINVIA WHITE   VSS311</b> 
	WEIGHT (g)



+TARGET: **SLOPE CARVER**

+CHARACTERISTICS: **SHORT AND MEDIUM TURNS**

+CONSTRUCTION: **SANDWICH SEMICAP**

+CORE: **WOOD**

+TOP FOIL: **DCT - DURABLECRYSTAL TOP**



+MATERIAL SIDEWALL: **WHITE ABS**

+RUNNING BASE: **NANO HIGH SPEED**



# ALFAORO

## ALL MOUNTAIN ALPINE SKIS

CODE	<b>SKSEI + XX + 1003 + 146</b> <b>SKSEI + XX + 1003 + 151</b> <b>SKSEI + XX + 1003 + 156</b>
LENGTH (cm)	<b>146 - 151 - 156</b>
DIMENSIONS (mm)	<b>117 - 68 - 102</b>
RADIUS (m)	<b>9 - 10 - 11</b>
TUNING (°)	<b>88/1</b>
HARDNESS	<b>MEDIUM</b>
OPTION A	PLATE <b>25   SPEED SYSTEM WHITE</b> 
	BINDING <b>BINV1WG WHITE-GOLD   VSS311</b> 
	WEIGHT (g)



+TARGET: **SLOPE CARVER**

+CHARACTERISTICS: **SHORT AND MEDIUM TURNS**

+CONSTRUCTION: **SANDWICH SEMICAP**

+CORE: **WOOD**

+TOP FOIL: **DCT - DURABLECRYSTAL TOP**



+MATERIAL SIDEWALL: **WHITE ABS**

+RUNNING BASE: **NANO HIGH SPEED**



# SETTE ALL MOUNTAIN ALPINE SKIS

\*CAN BE ORDERED ALSO WITHOUT PLATES AND BINDINGS

CODE	<b>SKSET + XX + 9025 + 158</b> <b>SKSET + XX + 9025 + 166</b> <b>SKSET + XX + 9025 + 173</b> <b>SKSET + XX + 9025 + 177</b>
LENGTH (cm)	<b>158 - 166 - 173 - 177</b>
DIMENSIONS (mm)	<b>124 - 75 - 109</b> <b>122 - 73 - 109 (FOR LENGTH 158)</b>
RADIUS (m)	<b>11 - 13 - 15 - 17</b>
TUNING (°)	<b>88/0,75</b>
HARDNESS	<b>MEDIUM</b>
OPTION A	PLATE <b>33   SPEEDCOM</b> 
	BINDING <b>BIN096 BLACK   VSP311</b> 
	WEIGHT (g)

+TARGET: **ALL MOUNTAIN**

+CHARACTERISTICS: **SPORTY TURNS**

+CONSTRUCTION: **SANDWICH**

+CORE: **WOOD**

+TOP FOIL: **DCT - DURABLECRYSTAL TOP**

+MATERIAL SIDEWALL: **BLACK ABS**



+RUNNING BASE: **NANO HIGH SPEED**





# ALFABLACK

## ALL MOUNTAIN ALPINE SKIS

CODE	<b>SKSET + XX + 9LBB + 158</b> <b>SKSET + XX + 9LBB + 166</b> <b>SKSET + XX + 9LBB + 173</b> <b>SKSET + XX + 9LBB + 177</b>
LENGTH (cm)	<b>158 - 166 - 173 - 109</b>
DIMENSIONS (mm)	<b>124 - 75 - 109</b> <b>122 - 73 - 109 (FOR LENGHT 158)</b>
RADIUS (m)	<b>11 - 13 - 15 - 17</b>
TUNING (°)	<b>11 - 13 - 15 - 17</b>
HARDNESS	<b>MEDIUM</b>
OPTION A	PLATE <b>33   SPEEDCOM</b> 
	BINDING <b>BIN096 BLACK   VSP311</b> 
	WEIGHT (g)

+TARGET: **ALL MOUNTAIN**

+CHARACTERISTICS: **SPORTY TURNS**

+CONSTRUCTION: **SANDWICH**

+CORE: **WOOD**

+TOP FOIL: **DCT - DURABLECRYSTAL TOP**

+MATERIAL SIDEWALL: **BLACK ABS**

+RUNNING BASE: **NANO HIGH SPEED**





# OTTO FREERIDE/TOURING SKIS

\*SKIS WITHOUT PLATES AND BINDINGS

CODE	<b>SKOTT + 10 + 1035 + 156</b> <b>SKOTT + 10 + 1035 + 161</b> <b>SKOTT + 10 + 1035 + 166</b> <b>SKOTT + 10 + 1035 + 173</b>
LENGTH (cm)	<b>156 - 161 - 166 - 173</b>
DIMENSIONS (mm)	<b>123 - 87 - 110</b>
RADIUS (m)	<b>&gt;15 - &gt;17 - &gt;18 - &gt;20</b>
TUNING (°)	<b>88/0,75</b>
HARDNESS	<b>MEDIUM</b>
WEIGHT (g)	<b>1209 GR (1/2 PAIR) (166)</b>

- +TARGET: **FREERIDE TOURING**
- +CHARACTERISTICS: **LONG TURNS - OFF PISTE**
- +CONSTRUCTION: **SANDWICH + ROCKER**
- +CORE: **WOOD**
- +TOP FOIL: **DCT - DURABLECRYSTAL TOP**
- +MATERIAL SIDEWALL: **WHITE ABS**
- +RUNNING BASE: **NANO HIGH SPEED**





# OTTO FREERIDE/TOURING SKIS

\*SKIS WITHOUT PLATES AND BINDINGS

CODE	<b>SKOTT + 10 + 9048 + 156</b> <b>SKOTT + 10 + 9048 + 161</b> <b>SKOTT + 10 + 9048 + 166</b> <b>SKOTT + 10 + 9048 + 173</b>
LENGTH (cm)	<b>156 - 161 - 166 - 173</b>
DIMENSIONS (mm)	<b>123 - 87 - 110</b>
RADIUS (m)	<b>&gt;15 - &gt;17 - &gt;18 - &gt;20</b>
TUNING (°)	<b>88/0,75</b>
HARDNESS	<b>MEDIUM</b>
WEIGHT (g)	<b>1209 GR (1/2 PAIR) (166)</b>

+TARGET: **FREERIDE TOURING**

+CHARACTERISTICS: **LONG TURNS - OFF PISTE**

+COSTRUCTION: **SANDWICH + ROCKER**

+CORE: **WOOD**

+TOP FOIL: **DCT - DURABLECRYSTAL TOP**

+MATERIAL SIDEWALL: **BLACK ABS**

+RUNNING BASE: **NANO HIGH SPEED**







# NOVE

## ALL MOUNTAIN ALPINE SKIS

\*CAN BE ORDERED ALSO WITHOUT PLATES AND BINDINGS

CODE	<b>SKNOV + XX + 1011 + 146</b> <b>SKNOV + XX + 1011 + 151</b> <b>SKNOV + XX + 1011 + 157</b> <b>SKNOV + XX + 1011 + 165</b>
LENGTH (cm)	<b>146 - 151 - 157 - 165</b>
DIMENSIONS (mm)	<b>121 - 71 - 106</b>
RADIUS (m)	<b>10 - 11 - 12 - 13</b>
TUNING (°)	<b>88/0,5</b>
HARDNESS	<b>SOFT</b>
OPTION A	PLATE <b>25   SPEED SYSTEM WHITE</b> 
	BINDING <b>BINVIA   VSS311</b> 
	WEIGHT (g)

+TARGET: **ALL MOUNTAIN**

+CHARACTERISTICS: **SHORT AND LONG TURNS**

+CONSTRUCTION: **SANDWICH SEMI CAP**

+CORE: **WOOD**

+TOP FOIL: **DCT - DURABLE CRYSTAL TOP**

+MATERIAL SIDEWALL: **WHITE ABS**



+RUNNING BASE: **UHMW SINTERED GRAPHITE HIGHSPEED BLACK**





# ALFANERO

## ALL MOUNTAIN ALPINE SKIS

CODE	<b>SKNOV + XX + 9006 + 146</b> <b>SKNOV + XX + 9006 + 151</b> <b>SKNOV + XX + 9006 + 157</b>
LENGTH (cm)	<b>146 - 151 - 157</b>
DIMENSIONS (mm)	<b>121 - 71 - 106</b>
RADIUS (m)	<b>10 - 11 - 12 - 13</b>
TUNING (°)	<b>88/0,5</b>
HARDNESS	<b>SOFT</b>
OPTION A	PLATE <b>21   SPEED SYSTEM BLACK</b> 
	BINDING <b>BINV1B   BLACK</b> 
	WEIGHT (g)

+TARGET: **ALL MOUNTAIN**

+CHARACTERISTICS: **SHORT AND LONG TURNS**

+CONSTRUCTION: **SANDWICH SEMI CAP**

+CORE: **WOOD**

+TOP FOIL: **DCT - DURABLE CRYSTAL TOP**

+MATERIAL SIDEWALL: **WHITE ABS**

+RUNNING BASE: **UHMW SINTERED GRAPHITE HIGHSPEED BLACK**

ALFA

+one more

